


Cartes éclair



Cartes éclair

Vous trouverez dans les pages suivantes 60 cartes sur les thèmes suivants :

- Les lettres de l'alphabet
- Les chiffres / nombres de 0 à 15
- Les couleurs
- Les formes




Directives :


Découpez les cartes sur les lignes pointillées.

Placez-les cartes faces cachées sur une table. Chacun votre tour, retournez une carte. Nommez ce qui se trouve sur l'image.

Ou


Mélangez les cartes et tenez-les dans vos mains. Montrez une carte à votre enfant. Demandez-lui de nommer l'image.






Aa

arbre




Bb

banane




Cc

crayon




Dd

dinosaure




Ee

éléphant




Ff

fleur



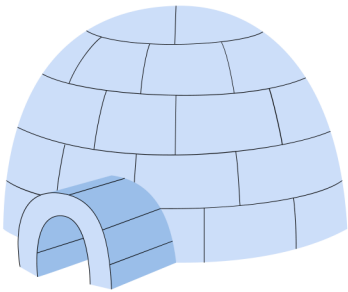
Gg

girafe



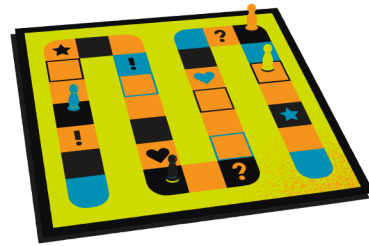
Hh

hippopotame




Ii

igloo



Jj

jeu



Kk

kangourou



Ll

lampe

Mm



maison

Nn



nuage

Oo




ordinateur

Pp




papillon

Qq




quille

Rr




raisin




Ss

serpent



Tt

tomate




Uu

uniforme



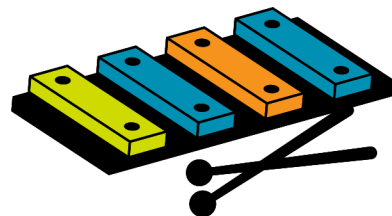
Vv

violon




Ww

wagons




Xx


xylophone




yoyo



zèbre



zéro



● **un**




●● **deux**




●●● **trois**

4




quatre

5




cinq

6




six

7




sept

8




huit

9




neuf

10

 dix

11

 onze

12

 douze

13


 treize

14

 quatorze

15

 quinze




bleu



jaune



rouge




vert




noir




blanc



brun



violet



rose



orange




un carré



un rectangle



un triangle




un cercle




une étoile



un coeur



un hexagone



un octogone